

Please type a plus sign (+) inside this box →



PTO/SB/08A (08-00)

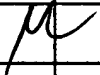
Approved for use through 10/31/2002. OMB 0651-0031

U.S. Patent and Trademark Office: U.S. DEPARTMENT OF COMMERCE

Under the Paperwork Reduction Act of 1995, no persons are required to respond to a collection of information unless it contains a valid OMB control number.

Substitute for form 1449A/PTO INFORMATION DISCLOSURE STATEMENT BY APPLICANT <i>(use as many sheets as necessary)</i>			Complete if Known		
			Application Number	10/735,140	
			Filing Date	December 12, 2003	
			First Named Inventor	PRUSINER, STANLEY B.	
			Group Art Unit	1616	
			Examiner Name		
Sheet	1	of	1	Attorney Docket Number	UCAL-131CON3

U.S. PATENT DOCUMENTS						
Examiner Initials ¹	Cite No. ¹	U.S. Patent Documents		Name of Patentee or Applicant of Cited Documents	Date of Publication of Cited Document MM-DD-YYYY	Pages, columns, lines, Where Relevant Passages or Relevant Figures Appear
		Number	Kind Code ² (if known)			
		5,578,134		Lentsch et al.	11-26-1996	
		5,718,910		Oakes et al.	02-17-1998	

FOREIGN PATENT DOCUMENTS								
Examiner Initials ¹	Cite No. ¹	Foreign Patent Documents			Name of Patentee or Applicant of Cited Documents	Date of Publication of Cited Document MM-DD-YYYY	Pages, Columns, Lines, Where Relevant Passages or Relevant Figures Appear	T ²
		Office ³	Number ⁴	Kind Code ⁵ (if known)				
			DE 4331942		Loeffler Karl GMBH & Co KG	03-23-1995		Y

OTHER PRIOR ART—NON PATENT LITERATURE DOCUMENTS			
Examiner Initials ¹	Cite No. ¹	Include name of the author (in CAPITAL LETTERS), title of the article (when appropriate), title of the item (book, magazine, journal, serial, symposium, catalog, etc.), date, page(s), volume-issue number(s), publisher, city and/or country where published.	T ²
M		Römpp Chemie Lexikon, 9 th edition, page 2294, table	

Examiner Signature		Date Considered	9/30/08
-----------------------	--	--------------------	---------

¹EXAMINER: Initial if reference considered, whether or not citation is in conformance with MPEP 609. Draw line through citation if not in conformance and not considered. Include copy of this form with next communication to applicant.

²Unique citation designation number. ³Applicant is to place a check mark here if English language Translation is attached.

Burden Hour Statement: This form is estimated to take 2.0 hours to complete. Time will vary depending upon the needs of the individual case. Any comments on the amount of time you are required to complete this form should be sent to the Chief Information Officer, U.S. Patent and Trademark Office, Washington, DC 20231. DO NOT SEND FEES OR COMPLETED FORMS TO THIS ADDRESS. SEND TO: Assistant Commissioner for Patents, Washington, DC 20231.



Approved for use through 07/31/2006. OMB 0651-0031

U.S. Patent and Trademark Office; U.S. DEPARTMENT OF COMMERCE


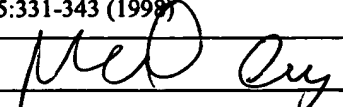
Under the paperwork Reduction Act of 1995, no persons required to respond to a collection of information unless it contains a valid OMB control number.

*EXAMINER: Initial if reference considered, whether or not citation is in conformance with MPEP 609. Draw line through citation if not in conformance and not considered. Include copy of this form with next communication to applicant. *Applicant's unique citation designation number (optional). *See Kinds Codes of USPTO Patent Documents at www.uspto.gov or MPEP 901.04. *Enter Office that issued the document, by the two-letter code (WIPO Standard ST.3). *For Japanese patent documents, the indication of the year of the reign of the Emperor must precede the serial number of the patent document. *Kind of document by the appropriate symbols as indicated on the document under WIPO Standard ST.16 if possible. *Applicant is to place a check mark here if English language Translation is attached.

This collection of information is required by 37 CFR 1.97 and 1.98. The information is required to obtain or retain a benefit by the public which is to file (and by the USPTO to process) an application. Confidentiality is governed by 35 U.S.C. 122 and 37 CFR 1.14. This collection is estimated to take 2 hours to complete, including gathering, preparing, and submitting the completed application form to the USPTO. Time will vary depending upon the individual case. Any comments on the amount of time you require to complete this form and/or suggestions for reducing this burden, should be sent to the Chief Information Officer, U.S. Patent and Trademark Office, P.O. Box 1450, Alexandria, VA 22313-1450. DO NOT SEND FEES OR COMPLETED FORMS TO THIS ADDRESS. SEND TO: Commissioner for Patents, P.O. Box 1450, Alexandria, VA 22313-1450.

If you need assistance in completing the form, call 1-800-PTO-9199 (1-800-786-9199) and select option 2.

Under the paperwork Reduction Act of 1995, no persons required to respond to a collection of information unless it contains a valid OMB control number.

Substitute for form 1449/PTO INFORMATION DISCLOSURE STATEMENT BY APPLICANT (Use as many sheets as necessary)				Complete if Known	
				Application Number	10/735,140
				Filing Date	December 12, 2003
				First Named Inventor	PRUSINER, STANLEY B.
				Art Unit	1616
				Examiner Name	
Sheet	2	of	2	Attorney Docket Number	UCAL-131CON3
NON PATENT LITERATURE DOCUMENTS					
Examiner Initials*	Cite No. ¹	Include name of the author (in CAPITAL LETTERS), title of the article (when appropriate), title of the item (book, magazine, journal, serial, symposium, catalog, etc.), date, page(s), volume-issue number(s), publisher, city and/or country where published.			T ²
		BLOCK, S.S., "Disinfection, Sterilization, and Preservation (Fourth Edition)" 1991, Lea & Febiger, London, GB XP002325193, Chapter 2: Definition of Terms, pages 18-25			
		CASTLE et al., "Effects of Different Methods of Purification on Aggregation of Scrapie Infectivity" <i>J. Gen. Virol</i> 68:225-231 (1987)			
		DATABASE EMBASE, ELSEVIER SCIENCE PUBLISHERS, AMSTERDAM, NL: 1998, DEALLER, SF, "Transmissible Spongiform encephalopathy: Current and future therapeutic strategies" XP002325195, Database Accession no. EMB-1998210862 *abstract* & Reviews in Medical Microbiology 1998, United Kingdom, vol. 9, no. 3, 1998, pages 135-151, ISSN: 0954-139X			
		DATABASE EMBASE, ELSEVIER SCIENCE PUBLISHERS, AMSTERDAM, NL; 1 May 1999 (1999-05-01), SEMAN et al., "Prospects for pharmacological treatment of transmissible subacute spongiform encephalopathies" XP002325196, Database accession no. EMB-1999174466 abstract & Revue du Praticien 01 May 1999 France, vol. 49, no. 9, 1 May 1999 (1999-05-01), pages 971-975, ISSN: 0035-2640			
		URMONEIT et al., "Cationic Lipids (Lipofectamine) and Disturbance of Cellular Cholesterol and aSphingomyelin Distribution Modulates Gamma-Secretase Activity Within Amyloid Precursor Protein <i>In Vitro</i> " <i>Prostaglandins & other Lipid Mediators</i> 55:331-343 (1998)			
Examiner signature				Date Considered	9/30/06

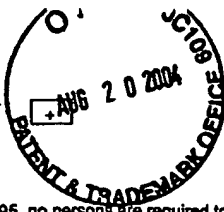
*EXAMINER: Initial if reference considered, whether or not citation is in conformance with MPEP 609. Draw line through citation if not in conformance and not considered. Include copy of this form with next communication to applicant.

¹Applicant's unique citation designation number (optional). ²Applicant is to place a check mark here if English language Translation is attached.

This collection of information is required by 37 CFR 1.98. The information is required to obtain or retain a benefit by the public which is to file (and by the USPTO to process) an application. Confidentiality is governed by 35 U.S.C. 122 and 37 CFR 1.14. This collection is estimated to take 12 minutes to complete, including gathering, preparing, and submitting the completed application form to the USPTO. Time will vary depending upon the individual case. Any comments on the amount of time you require to complete this form and/or suggestions for reducing this burden, should be sent to the Chief Information Officer, U.S. Patent and Trademark Office, P.O. Box 1450, Alexandria, VA 22313-1450. DO NOT SEND FEES OR COMPLETED FORMS TO THIS ADDRESS. SEND TO: Commissioner for Patents, P.O. Box 1450, Alexandria, VA 22313-1450.

If you need assistance in completing the form, call 1-800-PTO-9199 and select option 2.

Please type a plus sign (+) inside this box →



PTO/SB/08A (08-00)

Approved for use through 10/31/2002. OMB 0651-0031

U.S. Patent and Trademark Office: U.S. DEPARTMENT OF COMMERCE

Under the Paperwork Reduction Act of 1995, no persons are required to respond to a collection of information unless it contains a valid OMB control number.

Substitute for form 1449A/PTO INFORMATION DISCLOSURE STATEMENT BY APPLICANT <i>(use as many sheets as necessary)</i>			Complete if Known		
			Application Number	10/735,140	
			Filing Date	December 12, 2003	
			First Named Inventor	PRUSINER, STANLEY B.	
			Group Art Unit	1616	
			Examiner Name		
			Attorney Docket Number	UCAL-131CON3	
Sheet	1	of	1		

U.S. PATENT DOCUMENTS						
Examiner Initials ¹	Cite No. ¹	U.S. Patent Documents		Name of Patentee or Applicant of Cited Documents	Date of Publication of Cited Document MM-DD-YYYY	Pages, columns, lines, Where Relevant Passages or Relevant Figures Appear
		Number	Kind Code ² (if known)			

FOREIGN PATENT DOCUMENTS								
Examiner Initials ¹	Cite No. ¹	Foreign Patent Documents			Name of Patentee or Applicant of Cited Documents	Date of Publication of Cited Document MM-DD-YYYY	Pages, Columns, Lines, Where Relevant Passages or Relevant Figures Appear	T ⁶
		Office ³	Number ⁴	Kind Code ⁵ (if known)				
M			WO 01/54736 A2		The Regents of the University of California	08-02-2001		

OTHER PRIOR ART—NON PATENT LITERATURE DOCUMENTS			
Examiner Initials ¹	Cite No. ¹	Include name of the author (in CAPITAL LETTERS), title of the article (when appropriate), title of the item (book, magazine, journal, serial, symposium, catalog, etc.), date, page(s), volume-issue number(s), publisher, city and/or country where published.	T ²
M		SUPATTAPONE et al., "Elimination of prions by branched polyamines and implications for therapeutics" PNAS 96(25):14529-14534 (December 7, 1999)	

Examiner Signature	<i>Paul Cuy</i>	Date Considered	9/30/08
-----------------------	-----------------	--------------------	---------

*EXAMINER: Initial if reference considered, whether or not citation is in conformance with MPEP 609. Draw line through citation if not in conformance and not considered. Include copy of this form with next communication to applicant.

¹Unique citation designation number. ²Applicant is to place a check mark here if English language Translation is attached.

Burden Hour Statement: This form is estimated to take 2.0 hours to complete. Time will vary depending upon the needs of the individual case. Any comments on the amount of time you are required to complete this form should be sent to the Chief Information Officer, U.S. Patent and Trademark Office, Washington, DC 20231. DO NOT SEND FEES OR COMPLETED FORMS TO THIS ADDRESS. SEND TO: Assistant Commissioner for Patents, Washington, DC 20231.

Please type a plus sign (+) inside this box →



PTO/SB/08A (08-00)

Approved for use through 10/31/2002. OMB 0651-0031
U.S. Patent and Trademark Office: U.S. DEPARTMENT OF COMMERCE

Under the Paperwork Reduction Act of 1995, no persons are required to respond to a collection of information unless it contains a valid OMB control number.

Substitute for form 1449A/PTO INFORMATION DISCLOSURE STATEMENT BY APPLICANT <i>(use as many sheets as necessary)</i>		Complete if Known	
		Application Number	To Be Assigned
		Filing Date	Herewith
		First Named Inventor	PRUSINER, STANLEY B.
		Group Art Unit	TO BE ASSIGNED
		Examiner Name	TO BE ASSIGNED
Sheet 1 of 1	Attorney Docket Number	UCAL-131CON3	

U.S. PATENT DOCUMENTS						
Examiner Initials*	Cite No. ¹	U.S. Patent Documents		Name of Patentee or Applicant of Cited Documents	Date of Publication of Cited Document MM-DD-YYYY	Pages, columns, lines, Where Relevant Passages or Relevant Figures Appear
		Number	Kind Code ² (if known)			
		5,571,275		Prevost et al.	03-24-1998	
		6,627,590		Sherry et al.	09-30-2003	
		6,613,728		Sirianni et al.	09-02-2003	

FOREIGN PATENT DOCUMENTS								
Examiner Initials*	Cite No. ¹	Foreign Patent Documents			Name of Patentee or Applicant of Cited Documents	Date of Publication of Cited Document MM-DD-YYYY	Pages, Columns, Lines, Where Relevant Passages or Relevant Figures Appear	T ⁰
		Office ³	Number ⁴	Kind Code ⁵ (if known)				

OTHER PRIOR ART—NON PATENT LITERATURE DOCUMENTS			
Examiner Initials*	Cite No. ¹	Include name of the author (in CAPITAL LETTERS), title of the article (when appropriate), title of the item (book, magazine, journal, serial, symposium, catalog, etc.), date, page(s), volume-issue number(s), publisher, city and/or country where published.	T ²

Examiner Signature		Date Considered	9/13/08
--------------------	--	-----------------	---------

*EXAMINER: Initial if reference considered, whether or not citation is in conformance with MPEP 609. Draw line through citation if not in conformance and not considered. Include copy of this form with next communication to applicant.

¹Unique citation designation number. ²Applicant is to place a check mark here if English language Translation is attached.

Burden Hour Statement: This form is estimated to take 2.0 hours to complete. Time will vary depending upon the needs of the individual case. Any comments on the amount of time you are required to complete this form should be sent to the Chief Information Officer, U.S. Patent and Trademark Office, Washington, DC 20231. DO NOT SEND FEES OR COMPLETED FORMS TO THIS ADDRESS. SEND TO: Assistant Commissioner for Patents, Washington, DC 20231.

INFORMATION DISCLOSURE CITATION (00126100000/ OFKP) (Use several sheets if necessary)	ATTY. DOCKET NO. UCAL131CIP6	SERIAL NO. 10/056,222 Confirmation No.6908
	APPLICANT Prusiner et al.	
	FILING DATE January 22, 2002	GROUP 1644

U.S. PATENT DOCUMENTS

Examiner Initial		Document Number	Date	Name	Class	Subclass	Filing Date If Appropriate
M	AA	4,300,905	11-17-1981	Bleisteiner et al.	23	230	5-15-1980
	AB	4,320,086	3-16-1982	Reiss	422	56	1-5-1981
	AC	4,587,329	5-6-1986	Tomalia et al.	528	363	7-19-1985
	AD	4,806,627	2-21-1989	Wisniewski et al.	530	387	5-29-1987
	AE	5,308,611	5-03-1994	Thompson	424	78.07	4-6-1992
	AF	5,336,432	8-09-1994	Petchul et al.	252	186.28	1-24-1992
	AG	5,499,979	3-19-1996	Wong et al.	604	891.1	3-10-1994
	AH	5,521,060	5-28-1996	Hoenes et al.	435	4	10-12-1994
	AI	5,547,576	8-20-1996	Onishi et al.	210	500.37	7-6-1993
	AJ	5,565,186	10-15-1996	Prusiner et al.	424	9	5-13-1994
	AK	5,633,349	5-27-1997	Reichl	530	364	9-2-1994
	AL	5,757,361	5-26-1998	Hirshik	345	156	3-20-1996
	AM	5,780,288	7-14-1998	Rohwer			
	AN	5,808,011	9-15-1998	Gawryl et al.	530	416	7-1-1996
	AO	5,834,020	11-10-1998	Margerum et al.	424	484	1-21-1997
	AP	5,846,533	12-8-1998	Prusiner et al.	424	130	9-13-1996
	AQ	5,858,326	1-12-1999	Kislievsky et al.	424	9	6-6-1995
	AR	5,919,442	7-6-1999	Yin et al.	424	78	8-9-1996
	AS	5,977,324	11-2-1999	Prusiner et al.	530	418	2-20-1998
	AT	6,025,312	2-15-2000	Saito et al.	510	130	7-23-1997

EXAMINER <i>Norlous</i>	DATE CONSIDERED <i>9/30/06</i>
EXAMINER: Initial if reference considered, wh ther or not citation is in conformance with MPEP 609; Draw line through citation if not in conformance and not considered. Include copy of this form with next communication to applicant.	

INFORMATION DISCLOSURE CITATION (0002610000/ OFFICE) (Use several sheets if necessary)				ATTY. DOCKET NO. UCAL131CIP6		SERIAL NO. 10/056,222 Confirmation No.6908	
				APPLICANT Prusiner et al.			
				FILING DATE January 22, 2002		GROUP 1644	
	AU	6,096,216	8-01-2000	Shanbrom et al.	210	638	3-7-1997
	AV	6,106,773	8-22-2000	Miekka et al.	422	28	9-24-1998
	AW	6,110,908	8-29-2000	Guthery	514	188	5-5-1997
	AX	6,127,448	10-3-2000	Domb	523	105	11-9-1998
	AY	6,150,172	11-21-2000	Schmerr et al.	435	975	10-19-1999
	AZ	6,190,650	2-20-2001	Matthews, et al.	424	78.17	4-28-1997
	BA	6,197,207	3-06-2001	Chapman et al.	210	767	5-21-1997
	BB	6,197,935	3-06-2001	Doillon et al.	530	356	9-29-1998
FOREIGN PATENT DOCUMENTS							
		Document Number	Date	Country	Class	Subclass	Translation
	BC	WO 93/10227	5-27-1993	PCT			
	BD	WO 93/23432	11-25-1993	PCT			
	BE	WO 95/31466	11-23-1995	PCT			
	BF	WO 97/40861	11-06-1997	PCT			
	BG	WO 97/43649	11-20-1997	PCT			
	BH	WO 98/15297	4-16-1998	PCT			
	BI	WO 98/32334	7-30-1998	PCT			
	BJ	WO 98/37411A	8-27-1998	PCT			
	BK	WO 99/42102	8-26-1999	PCT			
	BL	WO 99/42487	8-26-1999	PCT			
	BM	WO 00/65344	11-2-2000	PCT			
	BN	WO 00/72851	12-7-2000	PCT			
	BO	3229097 A1	2-9-1984	Germany			
	BP	1244759	11-15-1988	Canada			

EXAMINER	DATE CONSIDERED 9/30/06
EXAMINER: Initial if reference considered, whether or not citation is in conformance with MPEP 609; Draw line through citation if not in conformance and not considered. Include copy of this form with next communication to applicant.	

INFORMATION DISCLOSURE CITATION (000261 00000/ 0F1KGF) (Use several sheets if necessary)		ATTY. DOCKET NO. UCAL131CIP6	SERIAL NO. 10/056,222 Confirmation No.6908
		APPLICANT Prusiner et al.	
		FILING DATE January 22, 2002	GROUP 1644
OTHER ART (Including Author, Title, Date, Pertinent Pages, Etc.)			
M	BQ	Alpatova, N.M., et al., (1994) "Comparison of Electrochemical Behavior of Heteropolyacids in Solution and Immobilized in a Conducting Polymer Film," Chemical Abstracts, vol. 121, no. 16.	
	BR	Anderson, et al., (1996) "Transmission dynamics and epidemiology of BSE in British cattle," Nature 382: 779-88.	
	BS	Barry, R.A., et al., (1986) "Monoclonal Antibodies to the Cellular and Scrapie Prion Proteins," Journal of Infectious Diseases 154:518-521.	
	BT	Basler, et al., (1986) "Scrapie and Cellular PrP Isoforms Are Encoded by the Same Chromosomal Gene," Cell, 46:417-28.	
	BU	Bendheim, et al., (1984) "Antibodies to a Scrapie Prion Protein," Nature 310:418-421.	
	BV	Bode, et al., (1985) "Characterization of Antisera Against Scrapie-Associated Fibrils (SAF) from Affected Hamster and Cross-Reactivity with SAF from Scrapie-Affected Mice and from Patients with Creutzfeldt-Jacob Disease," J. Gen. Virol. 66:2471-2478.	
	BW	Bolton, et al., (1982) "Identification of a Protein That Purifies with the Scrapie Prion," Science 218: 1309-11.	
	BX	Brown, et al., (1992) "Friendly Fire" in Medicine: Hormones, Homografts, and Creutzfeldt-Jakob Disease," Lancet 340: 24-27.	
	BY	Bruce, M.E., et al., (1997) "Transmissions to mice indicate that 'new variant' CJD is caused by the BSE agent," Nature, Vol. 389:498-501	
	BZ	Buchanan, et al., (1991) "Mortality, Neoplasia, and Creutzfeldt-Jakob Disease in Patients Treated with Human Pituitary Growth Hormone in the United Kingdom", BMJ 302:824-828.	
	CA	Bueler, et al., (1992) "Normal Development and Behavior of Mice Lacking the Neuronal Cell-surface PrP Protein," Nature 356:577-582.	
	CB	Carter, et al., (1992) "High Level Escherichia coli Expression and Production of a Bivalent Humanized Antibody Fragment," Biotechnology 10:163-7.	
	CC	Cochius, et al., (1990) "Creutzfeldt-Jakob Disease in a Recipient of Human Pituitary-Derived Gonadotrophin," Aust. N.Z. J. Med. 20:592-593.	
	CD	Cochius, et al., (1992) "Creutzfeldt-Jakob Disease in a Recipient of Human Pituitary-Derived Gonadotrophin: A Second Case," J. Neurol. Neurosurg. Psychiatry 55:1094-1095.	
	CE	Collinge, et al., (1996) "Prion protein gene analysis in new variant cases of Creutzfeldt-Jakob disease," Lancet 348: 56.	
	CF	Combs, et al, (1999) "Identification of Microglial Signal Transduction Pathways Mediating a Neurotoxic Response to Amyloidogenic Fragments of .beta.-Amyloid and Prion Proteins," The Journal of Neuroscience, 19(3):928-939.	
	CG	Cousens, S.N., et al., (1997) "Predicting the CJD epidemic in humans," Nature, Vol. 385:197-198.	
	CH	Gabizon, et al., (1988) "Immunoaffinity purification and neutralization of scrapie prion infectivity," Proc. Natl. Acad. Sci. USA, vol. 85, pp. 6617-6621.	
V	CI	Gajdusek, (1977) "Unconventional Viruses and the Origin and Disappearance of Kuru" Science, 197(4307):943-960.	

EXAMINER

DATE CONSIDERED

EXAMINER: Initial if reference considered, whether or not citation is in conformance with MPEP 609; Draw line through citation if not in conformance and not considered. Include copy of this form with next communication to applicant.

INFORMATION DISCLOSURE CITATION (010026100000/ OFHGF) (Use several sheets if necessary)		ATTY. DOCKET NO. UCAL131CIP6	SERIAL NO. 10/056,222 Confirmation No.6908
		APPLICANT Prusiner et al.	
		FILING DATE January 22, 2002	GROUP 1644
M	CJ	Gajdusek, D.C., et al., (1966) "Experimental transmission of a kuru-like syndrome to chimpanzees," <i>Nature</i> , Vol. 209:794-796.	
	CK	Gibbs, C.J., Jr., et al., (1968) "Creutzfeldt-Jakob disease (spongiform encephalopathy): transmission to the chimpanzee," <i>Science</i> , Vol. 161:388-389.	
	CL	Gibbs, Jr., et al., (1993) "Creutzfeldt-Jakob Disease Infectivity of Growth Hormone Derived from Human Pituitary Glands," <i>N. Engl. J. Med.</i> 328:358-359.	
	CM	Gioia et al., (1994) "Conformational Polymorphism of the Amyloidogenic and Neurotoxic Peptide Homologous to Residues 106-126 of the Prion Protein," <i>Journal of Biological Chemistry</i> , Vol. 269(11):7859-7862.	
	CN	Glennner, et al., (1989) "Amyloidosis of the nervous system," <i>J. Neurol. Sci.</i> , 94:1-28.	
	CO	Goldfarb, et al., (1992) "Fatal Familial Insomnia and Familial Creutzfeldt-Jakob Disease: Disease Phenotype Determined by a DNA Polymorphism," <i>Science</i> 258:806-808.	
	CP	Greenberg, et al., (1993) <i>Neurology</i> , Vol. 43:2073-9.	
	CQ	Haan, et al., (1990) "Amyloid in Central Nervous System Disease," <i>Clin. Neurol Neurosurg.</i> 92(4):305-310.	
	CR	Hardy, (1997) "Amyloid, the Presenilins and Alzheimer's Disease," <i>Trends Neurosci.</i> 20(4):154-159.	
	CS	Healy, et al., (1993) "Creutzfeldt-Jakob Disease After Pituitary Gonadotrophins: The Prion is the Problem," <i>BMJ</i> 307:517-518.	
	CT	Hill, A.F., et al., (1997) "The same prion strain causes vCJD and BSE," <i>Nature</i> , Vol. 389:448-450.	
	CU	Hsiao, et al., (1994) "Serial transmission in rodents of neurodegeneration from transgenic mice expressing mutant rion protein," <i>Proc. National Acad. Sci. USA</i> 91:9126-30.	
	CV	Ingrosso, L., et al., (1995) "Congo red prolongs the incubation period in scrapie-infected hamsters," <i>J. Virol.</i> , Vol. 69:506-508.	
	CW	Itoh et al., (1993) <i>J. Neurol. Neurosurg.</i> , Vol. 116:135-41.	
	CX	Kalaria, et al., (1995) "Differential Degeneration of the Cerebral Microvasculature in Alzheimer's Disease," <i>NeuroReport</i> 6:477-480.	
	CY	Kamada, M., et al., (1993) "Dispersion and Fixation of 12-Tungstophosphate Anion on a Silica Surface Modified with Silane Agents Having an Amine Group and Their Catalytic Properties," <i>Bull. Chem. Soc. JPN.</i> , vol. 66, pgs. 3565-3570.	
	CZ	Karlsson, et al., (1991) "Analysis and isolation of human transferrin receptor using the OKT-9 monoclonal antibody covalently crosslinked to magnetic beads," <i>Analytical Biochemistry</i> , vol. 199, pp. 219-222.	
	DA	Kascsak et al., (1993) "The Role of Antibodies to PRP in the Diagnosis of Transmissible Spongiform Encephalopathies," <i>Developments in Biological Standardization, Ch, Basel</i> , Vol. 80:141-151	
	DB	Kascsak, R.J., et al., (1987) "Mouse Polyclonal and Monoclonal Antibody to Scrapie-Associated Fibril Proteins" <i>Journal of Virology</i> 61:3688-3693.	
	DC	Kawai, et al., (1993) "Degeneration of Vascular Muscle Cells in Cerebral Amyloid Angiopathy of Alzheimer's Disease." <i>Brain Res.</i> 623:142-146.	

EXAMINER	<i>Neil Curry</i>	DATE CONSIDERED	<i>9/30/08</i>
EXAMINER: Initial if reference considered, whether or not citation is in conformance with MPEP 609; Draw line through citation if not in conformance and not considered. Include copy of this form with next communication to applicant.			

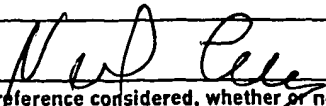
INFORMATION DISCLOSURE CITATION (000126100000/ OFKGF) (Use several sheets if necessary)		ATTY. DOCKET NO. UCAL131CIP6	SERIAL NO. 10/056,222 Confirmation No.6908
		APPLICANT Prusiner et al.	
		FILING DATE January 22, 2002	GROUP 1644
DD	Kelly, (1996) "Alternative Conformations of Amyloidogenic Proteins Govern Their Behavior," <i>Current Opinions in Structural Biology</i> , <i>Strut Biol</i> 6(1):11-17.		
DE	Kimberlin, R.H., et al., (1986) "Suppression of Scrapie Infection In Mice by Heteropolyanion 23, Dextran Sulfate, and Some Other Polyanions," <i>Antimicrobial Agents and Chemotherapy</i> , vol. 30, no. 3, pgs. 409-413.		
DF	Korth, et al., (1997) "Prion (PrPsc)-specific epitope defined by a monoclonal antibody," <i>Nature</i> , vol. 390, pp. 74-77.		
DG	Ladogana, A., et al., (1992) "Sulphate polyanions prolong the incubation period of scrapie-infected hamsters," <i>J. Gen. Virol.</i> , Vol. 73:661-665.		
DH	Lai, et al., (1996) "The Acid-Mediated Denaturation Pathway of Transthyretin Yields a Conformational Intermediate Than Can Self-Assemble into any Amyloid," <i>Biochemistry</i> , 35(20):6470-6482.		
DI	Lasmézas, C.I., et al., (1996) "BSE transmission to macaques," <i>Nature</i> , Vol. 381:743-744		
DJ	Lasmezas, et al., (1993) "Recombinant Human Growth Hormone and Insulin-Like Growth Factor I Induce PRP Gene Expression in PC12 Cell," <i>Biochem. Biophys. Res. Commun.</i> 196:1163-1169.		
DK	Lendon, et al., (1997) "Exploring the Etiology of Alzheimer Disease Using Molecular Genetics," <i>J. Am. Med. Assoc.</i> , 277(10):825-831.		
DL	Levy et al., (1990) <i>Science</i> , Vol. 248:1124-6.		
DM	Mandybur, (1989) "Cerebral Anyloid Angiopathy and Astrocytosis in Alzheimer's Disease," <i>Acta Neuropath.</i> , 78:329-331.		
DN	Martin, et al., (1994) "Synaptic Pathology and Glial Responses to Neuronal Injury Precede the Formation of Senile Plaques and Amyloid Deposits in the Aging Cerebral Cortex," <i>Amer. Journal of Pathology</i> , 145(6):1358-1381.		
DO	Masliah, et al., (1996) "Comparison of Neurodegenerative Pathology in Transgenic Mice Overexpressing V717F .beta.-Amyloid Precursor Protein and Alzheimer's Disease," <i>Journal of Neuroscience</i> , 16(18):5795-5811.		
DP	Masullo, C., et al., (1992) "Failure to ameliorate Creutzfeldt-Jakob disease with amphotericin B therapy," <i>J. Infect. Dis.</i> , Vol. 165:784-785.		
DQ	McCutchen, et al., (1993) "Intermolecular Disulfide Linkages Are Not Required for Transthyretin Amyloid Fibril Formation in Vitro," <i>Biochem., Biophys. Res. Commun.</i> 197(2) 415-21.		
DR	McCutchen, et al., (1993) "Transthyretin Mutation Leu-55-Pro Significantly Alters Tetramer Stability and Increases Amyloidogenicity," <i>Biochemistry</i> , 32(45):12119-12127.		
DS	McKinley, et al., (1983) "A Protease-Resistant Protein is a Structural Component of the Scrapie Prion," <i>Cell</i> 35:57-62.		
DT	Medori, et al., (1992) "Fatal Familial Insomnia, A Prion Disease With a Mutation at Codon 178 of The Prion Protein Gene," <i>New England Journal of Medicine</i> , 326(7):444-449.		
DU	Medori, Tritschler et al., (1992) <i>N Engl J Med</i> , Vol. 326:444-449.		
DV	Mehlhorn, et al., (1996) "High-Level Expression and Characterization of a Purified 142-Residue Polypeptide of the Prion Protein," <i>Biochemistry</i> 35: 5528-37.		

EXAMINER

DATE CONSIDERED


EXAMINER: Initial if reference considered, whether or not citation is in conformance with MPSP 609; Draw line through citation if not in conformance and not considered. Include copy of this form with next communication to applicant.

INFORMATION DISCLOSURE CITATION (0101261 0000/ OFKCF) (Use several sheets if necessary)		ATTY. DOCKET NO. UCAL131CIP6	SERIAL NO. 10/056,222 Confirmation No.6908
		APPLICANT Prusiner et al.	
		FILING DATE January 22, 2002	GROUP 1644
✓	DW	Meyer, et al., (1986) "Separation and Properties of Cellular and Scrapie Prion Proteins," Proc. Natl. Acad. Sci. USA 83: 2310-2314.	
	DX	Mirov, (1996) "Inhibiting Transthyretin Amyloid Fibril Formation via Protein Stabilization," Proc. Natl. Acad. Sci. USA, 93(26):15051-15056.	
	DY	Nguyen et al., (1995) "Prion Protein Peptides Induce Alpha-helix to Beta-Sheet Conformational Transitions," <i>Biochemistry</i> , pgs. 4186-4192.	
	DZ	Oesch, et al., (1985) "A Cellular Gene Encodes Scrapie PrP 27-30 Protein," Cell 40: 735-46.	
	EA	Pan, Baldwin et al., (1993) "Conversion of α -Helices β -Sheets Features in the Formation of the scrapie Prion Proteins," <i>Proc Natl Acad Sci USA</i> , Vol. 90:10962-10966.	
	EB	Pan, et al., (1992) "Purification and Properties of the Cellular Prion Protein from Syrian Hamster Brain," <i>Protein Sci.</i> 1:1343-1352.	
	EC	Pan, et al., (1993) "Conversion of α -Helices into β -Sheets Features in the Formation of the Scrapie Prion Proteins," <i>Proc. Natl. Acad. Sci. USA</i> , 90:10962-10966.	
	ED	Prusiner et al., (1993) "Immunologic and Molecular Biologic Studies of Prion Proteins in Bovine Spongiform Encephalopathy," <i>Journal of Infectious Diseases</i> , Vol. 167:602-613.	
	EE	Prusiner, (1997) "Biology of Prions," <i>The Molecular and Genetic Basis of Neurological Disease</i> , 2nd Edition, Ch. 7., pp. 103-143.	
	EF	Prusiner, S.B. (1989), "Scrapie prions," <i>Annu. Rev. Microbiol.</i> , Vol. 43:345-374.	
	EG	Prusiner, S.B., (1998) "Prions," <i>Proc. Natl. Acad. Sci. USA</i> , Vol. 95:13363-13383.	
	EH	Prusiner, S.B., et al., (1983) "Scrapie prions aggregate to form amyloid-like birefringent rods," <i>Cell</i> 35: 349-58.	
	EI	Rogers, et al., (1991) "Epitope Mapping of the Syrian Hamster Prion Protein Utilizing Chimeric and Mutant Genes in a Vaccinia Virus Expression System," <i>J. Immunol.</i> 147: 3568-74.	
	EJ	Rogers, et al., (1993) "Conversion of truncated and elongated prion proteins into the scrapie isoform in cultured cells," <i>Proc. Natl. Acad. Sci. USA</i> 90:3182-6.	
	EK	Safar, et al., (1990) "Scrapie-associated precursor proteins: Antigenic relationship between species and immunocytochemical localization in normal, scrapie, and Creutzfeldt-Jakob disease brains," <i>Neurology</i> 40:513-7.	
	EL	Safar, et al., (1993) "Conformational Transitions, Dissociation, and Unfolding of Scrapie Amyloid (Prion) Protein," <i>Journal of Biol. Chem.</i> , 268(27):20276-20284.	
	EM	Safar, J., et al., (1998) "Eight Prion Strains Have PrP ^{Sc} Molecules With Different Conformations," <i>Nature Medicine</i> , vol. 4, no. 10, pgs. 1157-1165.	
	EN	Saidkhanov, S.S., et al., (1983) "Changes in Catalytic Properties of 12-Heteropolyacids in Reaction of Dihydrogen Evolution From Water Induced By Their Immobilization on Anion-Exchange Polymers," <i>Journal of Molecular Catalysis</i> , vol. 21, pgs. 365-373.	
	EO	Schmerr, Mary Jo et al., (1996) "Improvements in a Competition Assay to Detect Scrapie Prion Protein by Capillary Electrophoresis", <i>Journal of Chromatography B</i> 681:29-35.	
	EP	Selkoe, (1993) "Physiological Production of the β -Amyloid Protein and the Mechanism of Alzheimer's Disease," <i>Trends in Neurosciences</i> , 16(10):403-409.	
✓	EQ	Selkoe, (1996) "Amyloid β -Protein and the Genetics of Alzheimer's Disease," <i>Journ. of Biol. Chem.</i> , 271(31):18295-8.	

EXAMINER 	DATE CONSIDERED 9/30/06
EXAMINER: Initial if reference considered, whether or not citation is in conformance with MPEP 609; Draw line through citation if not in conformance and not considered. Include copy of this form with next communication to applicant.	

INFORMATION DISCLOSURE CITATION (0002610000/0000) <i>(Use several sheets if necessary)</i>		ATTY. DOCKET NO. UCAL131CIP6	SERIAL NO. 10/056,222 Confirmation No.6908
		APPLICANT Prusiner et al.	
		FILING DATE January 22, 2002	GROUP 1644
ER	Selkoe, et al., (1988) "beta.-Amyloid Precursor Protein of Alzheimer Disease Occurs as 110-to 135-Kilodalton Membranes-Associated Proteins in Neural and Nonneural Tissues," <i>Proc. Natl. Acad. Sci. USA</i> 85:7341-7345.		
ES	Serban, et al, (1990) "Rapid Detection of Creutzfeldt-Jakob Disease and Scrapie Prion Proteins," <i>Neurology</i> 40:110-7.		
ET	Setchel, C.H., (1985) "Magnetic separations in biotechnology--a review," <i>J. Chem. Tech. Biotechnol.</i> , vol. 35B, pp. 175-182.		
EU	Stahl, et al., (1993) "Structural Studies of the Scrapie Prion Protein Using Mass Spectrometry and Amino Acid Sequencing," <i>Biochemistry</i> 32: 1991-2002.		
EV	Tagliavini, F., et al. (1997) "Effectiveness of anthracycline against experimental prion disease in Syrian hamsters," <i>Science</i> , Vol. 276, 1119-1122.		
EW	Taraboulos, et al., (1992) "Regional Mapping of Prion Proteins in Brain," <i>Proc. Natl. Acad. Sci. USA</i> 89:7620-7624.		
EX	Terry et al., (1994) "Structural alteration in Alzheimer's Disease," In: <i>Alzheimer's Disease</i> (Terry et al. Eds.) pp. 179-196.		
EY	Turk, et al., (1988) "Purification and Properties of the Cellular and Scrapie Hamster Prion Proteins," <i>Eur. J. Biochem.</i> 176:21-30.		
EZ	Vinters, Harry V., (1987) "Cerebral Amyloid Angiopathy A Critical Review," <i>Stroke</i> , Vol. 18(2):311-324.		
FA	Wilesmith, (1996) "Bovine Spongiform Encephalopathy," <i>Methods in Molecular Medicines: Prion Diseases</i> , pp. 155-73..		
FB	Wilesmith, et al., (1991) "Bovine Spongiform Encephalopathy," <i>Current Topics in Microbiology and Immunolog.</i> 172:21-38.		
FC	Will, R.G., et al. (1996) "A new variant of Creutzfeldt-Jakob disease in the UK." <i>Lancet</i> , Vol. 347: 921-925.		
FD	Will, R.G., et al. (1999) "Deaths from variant Creutzfeldt-Jakob disease," <i>Lancet</i> 353:979.		
FE	Williamson, et al., (1996) "Circumventing tolerance to generate autologous monoclonal antibodies to the prion protein," <i>Proc. Natl. Acad. Sci. USA</i> 93: 7279-82.		
FF	Yamada, et al., (1993) <i>Journal of Neurology, Neurosurgery and Psychiatry</i> , Vol. 56:543-547.		
FG	Yankner, (1996) "New Clues to Alzheimer's Disease: Unraveling the Roles of Amyloid and Tau," <i>Nature Medicine</i> , 2(8):850-852.		
FH	Yokoyama, Takashi, et al., (1996) "Immunoreactivity of Specific Epitopes of PrP .sup.Sc is Enhanced by Pretreatment in a Hydrated Autoclave," <i>Clinical and Diagnostic Laboratory Immunology</i> 3(4):470-471.		
FI	DATABASE BIOSIS: (SUPATTAPONE et al., "Elimination of prions by branched polyamines and implications for therapeutics" Database Accession No. PREV200000056439 XP-002191399 Abstract and <i>Proc. Natl. Acad. Sci. USA</i> (December 7, 1999) 96(25):14529-14534)		

F:\DOCUMENT\UCAL\131CIP6\IDS -1449.doc

EXAMINER 	DATE CONSIDERED 9/30/06
EXAMINER: Initial if reference considered, whether or not citation is in conformance with MPEP 609; Draw line through citation if not in conformance and not considered. Include copy of this form with next communication to applicant.	

Please type a plus sign (+) inside this box →



PTO/SB/08A (08-00)

Approved for use through 10/31/2002. OMB 0851-0031

U.S. Patent and Trademark Office: U.S. DEPARTMENT OF COMMERCE

Under the Paperwork Reduction Act of 1995, no persons are required to respond to a collection of information unless it contains a valid OMB control number.

Substitute for form 1449A/PTO		Complete if Known	
INFORMATION DISCLOSURE STATEMENT BY APPLICANT (use as many sheets as necessary)		Application Number	10/056,222
		Filing Date	January 22, 2002
		First Named Inventor	Prusiner et al.
		Group Art Unit	1616
		Examiner Name	N. Levy
Sheet 1 of 1	Attorney Docket Number	UCAL-131CP6	

U.S. PATENT DOCUMENTS						
Examiner Initials [*]	Cite No. ¹	U.S. Patent Documents		Name of Patentee or Applicant of Cited Documents	Date of Publication of Cited Document MM-DD-YYYY	Pages, columns, lines, Where Relevant Passages or Relevant Figures Appear
		Number	Kind Code ² (if known)			

FOREIGN PATENT DOCUMENTS								
Examiner Initials [*]	Cite No. ¹	Foreign Patent Documents			Name of Patentee or Applicant of Cited Documents	Date of Publication of Cited Document MM-DD-YYYY	Pages, Columns, Lines, Where Relevant Passages or Relevant Figures Appear	T ³
		Office ³	Number ⁴	Kind Code ⁵ (if known)				

OTHER PRIOR ART—NON PATENT LITERATURE DOCUMENTS			
Examiner Initials [*]	Cite No. ¹	Include name of the author (in CAPITAL LETTERS), title of the article (when appropriate), title of the item (book, magazine, journal, serial, symposium, catalog, etc.), date, page(s), volume-issue number(s), publisher, city and/or country where published.	T ²
AA		TAYLOR et al., "Survival of scrapie agent after exposure to sodium dodecyl sulphate and heat," <i>Veterinary Microbiology</i> 67:13-16 (1999)	

Examiner Signature		Date Considered	9/30/06
--------------------	--	-----------------	---------

*EXAMINER: Initial if reference considered, whether or not citation is in conformance with MPEP 609. Draw line through citation if not in conformance and not considered. Include copy of this form with next communication to applicant.

¹ Unique citation designation number. ² Applicant is to place a check mark here if English language Translation is attached.

Burden Hour Statement: This form is estimated to take 2.0 hours to complete. Time will vary depending upon the needs of the individual case. Any comments on the amount of time you are required to complete this form should be sent to the Chief Information Officer, U.S. Patent and Trademark Office, Washington, DC

Please type a plus sign (+) inside this box →



PTO/SB/08A (08-00)

Approved for use through 10/31/2002. OMB 0651-0031

U.S. Patent and Trademark Office: U.S. DEPARTMENT OF COMMERCE

Under the Paperwork Reduction Act of 1995, no persons are required to respond to a collection of information unless it contains a valid OMB control number.

Substitute for form 1449A/PTO INFORMATION DISCLOSURE STATEMENT BY APPLICANT (use as many sheets as necessary)				Complete if Known	
				Application Number	10/056,222
				Filing Date	January 22, 2002
				First Named Inventor	PRUSINER, STANLEY B.
				Group Art Unit	1616
Examiner Name	LEVY, NEIL S.				
Attorney Docket Number	UCAL-131CIP6				
Sheet	1	of	1		

U.S. PATENT DOCUMENTS						
Examiner Initials ¹	Cite No. ¹	U.S. Patent Documents		Name of Patentee or Applicant of Cited Documents	Date of Publication of Cited Document MM-DD-YYYY	Pages, columns, lines, Where Relevant Passages or Relevant Figures Appear
		Number	Kind Code ² (if known)			

FOREIGN PATENT DOCUMENTS								
Examiner Initials ¹	Cite No. ¹	Foreign Patent Documents			Name of Patentee or Applicant of Cited Documents	Date of Publication of Cited Document MM-DD-YYYY	Pages, Columns, Lines, Where Relevant Passages or Relevant Figures Appear	T ⁴
		Office ³	Number ⁴	Kind Code ⁵ (if known)				

OTHER PRIOR ART—NON PATENT LITERATURE DOCUMENTS			
Examiner Initials ¹	Cite No. ¹	Include name of the author (in CAPITAL LETTERS), title of the article (when appropriate), title of the item (book, magazine, journal, serial, symposium, catalog, etc.), date, page(s), volume-issue number(s), publisher, city and/or country where published.	T ²
M	AA	ANTOLGA et al., "Prion Disease and Medical Devices" <i>ASAIO Journal</i> , pp. S69-S72 (2000)	
	AB	DARBORD, "Inactivation of Prions in daily medical practice" <i>Biomed & Pharmacother.</i> 53:34-38 (1999)	
	AC	ERNST, "Comparative analysis of scrapie agent inactivation methods" <i>J. Virol. Methods</i> , 41:193-202 (1993)	
	AD	TAYLOR "Transmissible Degenerative Encephalopathies: Inactivation of the Unconventional Causal Agents" in Principles and Practice of Disinfection, Preservation and Sterilization, Oxford, Blackwell Science, 1999 pp. 222-236	
V	AE	TAYLOR, "Resistance of the ME7 scrapie agent to peracetic acid," <i>Veterinary Microbiology</i> 27:19-24 (1991)	

Examiner Signature		Date Considered	9/30/06
-----------------------	--	--------------------	---------

¹EXAMINER: Initial if reference considered, whether or not citation is in conformance with MPEP 609. Draw line through citation if not in conformance and not considered. Include copy of this form with next communication to applicant.

²Unique citation designation number. ³Applicant is to place a check mark here if English language Translation is attached.

Burden Hour Statement: This form is estimated to take 2.0 hours to complete. Time will vary depending upon the needs of the individual case. Any comments on the amount of time you are required to complete this form should be sent to the Chief Information Officer, U.S. Patent and Trademark Office, Washington, DC 20231. DO NOT SEND FEES OR COMPLETED FORMS TO THIS ADDRESS. SEND TO: Assistant Commissioner for Patents, Washington, DC 20231.